

Town of Rocky Mountain House

Economic Indicators

2015

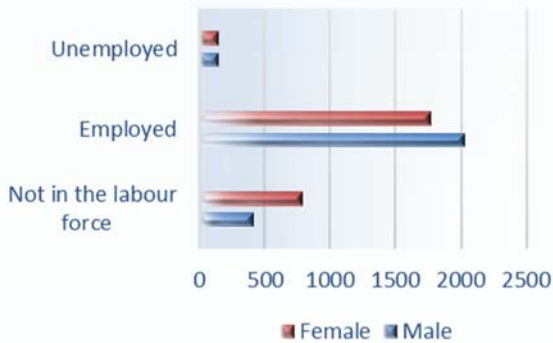




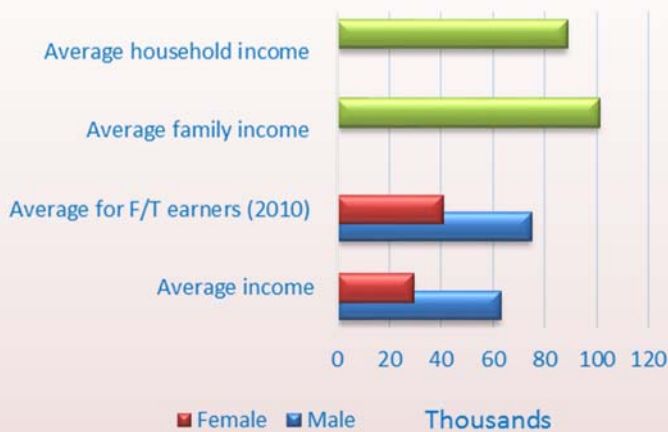
Occupational Groups



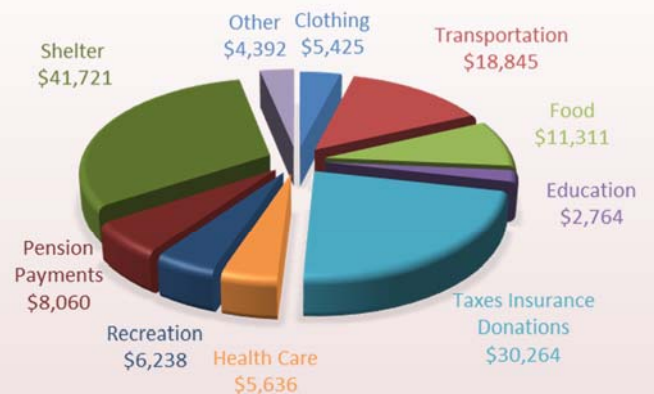
Companies by # of Employees



Average Income *

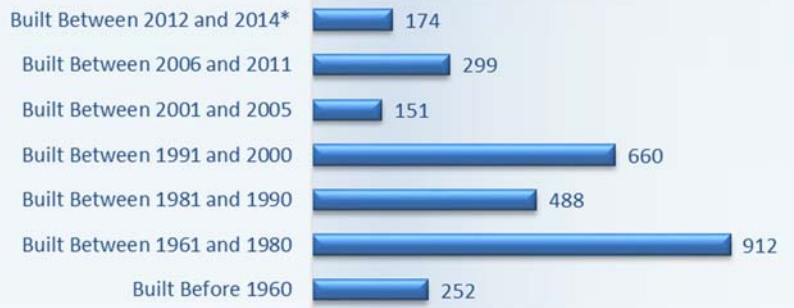


Average Household Expenditures





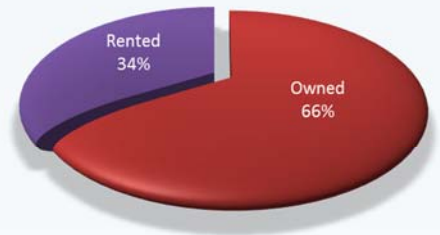
Housing by Period of Construction



Weighted rent by bedroom type & overall apartment vacancy rates*



Housing by Tenure



Weighted average rent and rental range by type of apartment*



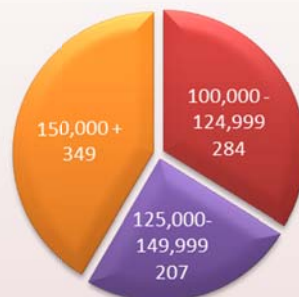
Building Permits*



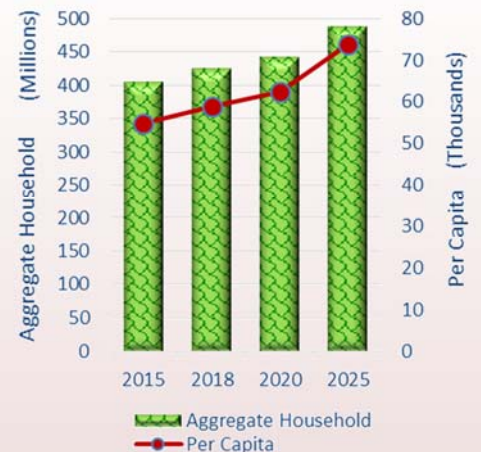
Annual Disposable & Discretionary Income per Household



Income Households over \$100,000/annum

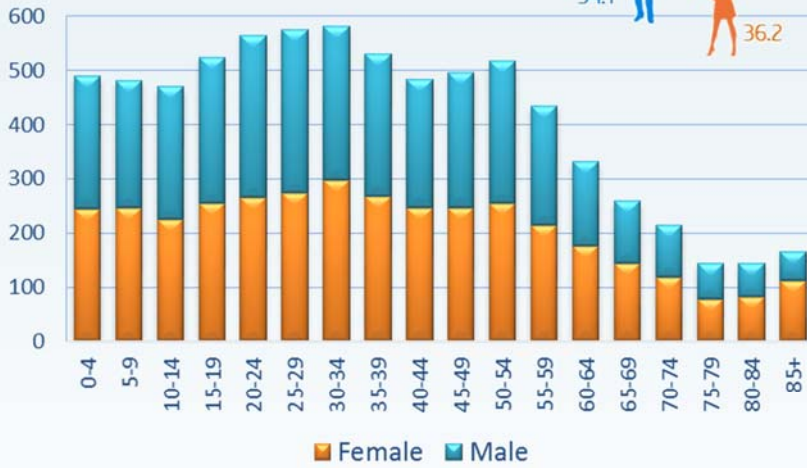


Income Projections



Population by Age

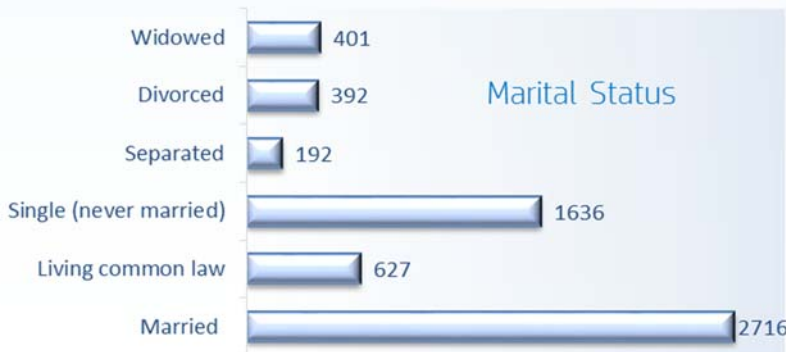
Median Age
 34.1
 36.2



Historical Population *



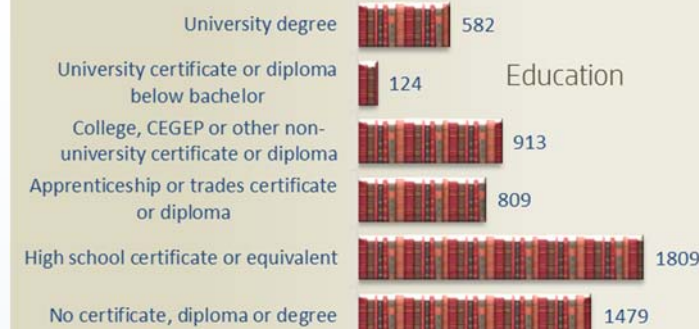
Marital Status



Immigrant Population



Education



Central Alberta Economic Partnership Ltd.

P: 403.357.2237 or 1.888.508.2237 ~ F: 403.357.2288 ~ info@caepalberta.com

B102, Suite 354, 5212 48 Street, Red Deer, AB T4N 7C3

www.centralalberta.ab.ca

Estimated data are extracted from the 2015 DemoStats, DaytimePop, HouseholdSpend, WealthScapes, and Business Profiles Canada datasets developed by Environics Analytics. The report uses an Environics Analytics' forecasting process to determine current year and future projections based on 2011 Stats Canada information.

Variables marked with an asterisk (*) are based on data supplied by Municipalities, Alberta Municipal Affairs, National Household Survey, CMHC Rental Report June 2015 or the GOA 2014 Apartment Vacancy & Rental Cost Survey. This report is for information purposes only and CAEP does not assume any responsibility or liability by providing it.



Prepared by StoneBlue Management on behalf of CAEP